



**RIVA RACING**  
PERFORMANCE PRODUCTS & ACCESSORIES

## Wastegate Block-off Kit

RK17090-WBO



### Applications:

Kawasaki Ultra 310/300/260/255 Models

### Approximate Installation Time:

20 MIN.

#### GET THE LATEST UPDATES!

Prior to installation, go to the RIVA Racing online Instruction Library to download the latest version of these instructions:

<https://rivaracing.com/instructions>

Your kit was inspected and verified before being carefully packaged by our staff. Please check package contents before beginning assembly. If you have a question about missing or damaged items please contact RIVA Technical Support directly at (954) 247-0705 or by e-mail at [tech\\_support@rivaracing.com](mailto:tech_support@rivaracing.com).

We strongly recommend the use of a service manual to familiarize yourself with the various components and procedures involved with this installation. Please note that some of the original hardware removed in the disassembly process will be used in the installation process. These instructions have been written in step-by-step format and refer to illustrations. Read through instructions entirely before performing installation. Please follow these step-by-step instructions and illustrations carefully.

**\*\*\* ALLOW ENGINE TO COOL COMPLETELY BEFORE PERFORMING INSTALLATION \*\*\***

**\*\*\* NO SMOKING \*\*\* NO SMOKING \*\*\* NO SMOKING \*\*\***

**Caution: Whenever using electric or battery operated tools inside the hull be sure it is well ventilated and no fumes are present. Failure to do so could result in a fire, or explosion and serious personal injury or death.**

**This kit is not intended for use on pollution controlled vehicles. Installation on pollution controlled vehicles may constitute a violation of state or local statutes.**

## - INSTALLATION INSTRUCTIONS -


Remove seats.

Remove engine compartment cover (6 nuts & washers).




**NOTE:** Studs to secure cover in place will be exposed.

On rear of intercooler locate gray, plastic wastegate. Remove hose connected to wastegate and to air intake system. Discard hose and clamps.



Install supplied vacuum cap onto open fitting on air intake system and secure with supplied zip tie.


Remove wastegate from intercooler (2 bolts & washers). Retain bolts and washers. Discard wastegate and gasket.




**NOTE:** Image for wastegate location reference only. It is not necessary to remove the intercooler.

Clean surface on intercooler where wastegate was removed.

Apply thin coating of waterproof grease to supplied o-ring. Install o-ring into groove on back of billet Block-off Plate.



Secure Block-off Plate to intercooler with OEM hardware (2 bolts & washers) where wastegate was removed.



**NOTE:** Apply blue Loctite to bolt threads. Torque bolts to 69in•lb (7.8N•m/0.8kgf•m).

Check bilge for rags, tools etc.

Run craft on a flush hose to check for proper operation.

Replace engine cover. **NOTE:** Apply blue Loctite to threads in OEM cap nuts. Torque cap nuts to 78in•lb

***Remember, the water belongs to everyone.  
Please ride responsibly and respect the environment!***

### Technical Support

For answers to questions regarding installation or trouble shooting RIVA Performance Products contact:  
RIVA Technical Support directly at (954) 247-0705 or by e-mail at [tech\\_support@rivaracing.com](mailto:tech_support@rivaracing.com).

### Limited Warranty

RIVA Wastegate Block-off Kits carry a 1-year limited warranty to the original purchaser. They are warranted to be free of defects in materials and workmanship under normal use and service. Customer modified components will be void of warranty. This warranty is limited to defects in the primary components only. Finish and/or wear marks in or on primary components are not covered under this warranty.

RIVA Racing's liability is expressly limited to the repair or replacement of the components contained within or associated with this kit. RIVA Racing agrees to repair or at RIVA's option, replace any defective unit without charge, if product is returned to RIVA Racing freight prepaid within the warranty period. Any equipment returned which, in RIVA's opinion, has been subjected to misuse, abuse, overheating or accident shall not be covered by this warranty.

RIVA Racing shall have no liability for special, incidental or consequential damages or injury to persons or property from any cause arising from the sale, installation or use of this product.

No other warranty, express or implied, including, but not limited to the implied warranties of merchantability and fitness for a particular purpose, applies. Various states do not allow for the limitation of incidental or consequential damages and therefore the above exclusion or limitation may not apply to you.

Warranty does not include the expenses related to freight or transportation of parts or compensation for any inconvenience or loss of use while being repaired. A copy of the original invoice and a Return Authorization Number (RA#) must accompany all warranty claims.